

My First Composition (No Prior Music Experience Required!)

Michael Fein

michael@feinmusic.com

Haverford High School, Havertown, PA

Session sponsored by 

Drum Beat - Kick/Snare

#1 


#2 


#3 




Drum Beat - Ride and Hi-Hat


Hi-Hat


#1 

#2 


#3 


Ride






Drum Beat - Tom Fill and Crash

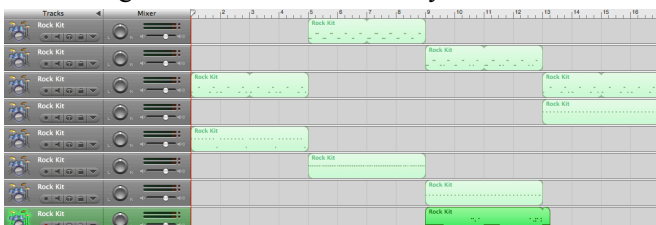


Crash 

Toms----- 

Drum Beat - Mix

- Solo various combinations of drum tracks
 - **Ex. - Kick/snare #3 with hi-hat/ride #2**
- Change drum combinations every 4 bars



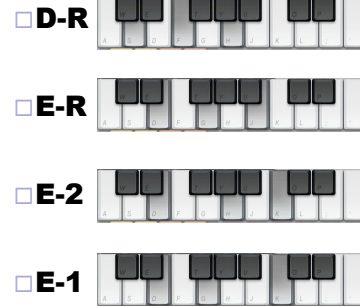
Chord Progression



- White keys only
- 3 chord shapes derived from inversions.
 - **Root (R): OxOxO**
 - **1st Inversion (1): OxOxxO**
 - **2nd Inversion (2): OxxOxO**
- All shapes can be played on any white key note
- Identify the chord by the lowest note and the shape (R, 1, or 2)
- To create a chord progress, draw 4 blanks on their paper and choose a note and a shape for each blank.

Chord Progression

■ Ex.:



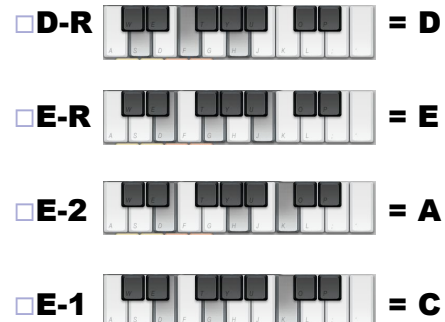
Bass Line

- Figure out the bass line based on the root of the chord shapes
 - **R: bottom note**
 - **1: top note**
 - **2: middle note**
- Play 1 note pitch per bar
- Add some sort of rhythmic feel and consider changing the rhythm every 4 bars.



Bass Line


Bass Notes



Sequenced Melody



- Set right hand in 5-finger position
- Compose a 5-note melodic pattern
 - **Ex. - 1 3 4 5 1**
- Sequence this pattern to the keys of the bass line.



Resources

Websites:

- TI:ME (www.ti-me.org)
- Sound Tree (www.soundtree.com)
- Michael Fein (www.feinmusic.com)
- GarageBand (www.apple.com)
- Mixcraft (www.acoustica.com/mixcraft)
- Pro Tools
- www.digidesign.com, www.m-audio.com